



PONDSIDE SQUIRTER PARTS GUIDE

- POND SIDE SQUIRTER -

Parts diagrams for J&J Ponds side squirter

My Customer # _____

Fun Parts Xpress

4897 Indian School Rd NE
Suite 150
Salem, OR 97305-1126

Toll Free Phone: 1-800-854-3140
Phone: 1-503-304-8899

Toll Free Fax: 1-800-366-7505
Fax: 1-503-304-1899

Also from Fun Parts Xpress

For Honda engine parts & pricing information, see:

FPX GX 140-160-200 Parts & Price Guide - Vol. 1, #1-60-0060

FPX GX 240-270 Parts & Price Guide - Vol. 1, #1-60-0061

Visit our website for updated manuals (PDF Format)
www.jjamusements.com and www.funpartsexpress.com

Part # 1-60-00xx
© Fun Parts Xpress 2021

2021

About this guide

This aim of this guide is to help you and your maintenance team keep your go-karts in top condition.

This guide contains drawings, illustrations and photographs of parts and accessories for all (adult) single and double seat J&J go-karts manufactured in model year 2013 and newer (at time of publishing). This guide excludes the following go-kart models: Talon, Stinger, and Falcon (child sized go-karts)

Contents

About this guide.....	2
Safety first.....	3
Before servicing.....	4
General order and shipment policy.....	7
Ordering Information.....	9
Cool-tek endurance clutch plates.....	10

Steering components 11

Steering components - double.....	12
Steering components - single.....	14
Straight spindle & hub.....	16
Tapered spindle & hub.....	17
Tires/wheels.....	18

Axles, axle covers 19

Axles - single wheel drive.....	20
Axles - two wheel drive.....	21
Axle cover - single seat go-kart.....	22
Axle cover - double seat go-kart.....	23
Cog drive hub and hardware.....	24
Pulleys & belts.....	25
Chain drive hub and hardware.....	26
Chain sprockets & chain.....	27

Hydraulic brake system..... 29

Caliper assembly.....	30
Single wheel drive brake assembly.....	31
2 Wheel drive brake assembly (live axle).....	32
Brake pedal / master cylinder.....	33
Master cylinder re-build kit.....	33
Brake disc hub assembly.....	34
Floater hub / brake disc.....	35
Brake line - master to calipers.....	36
Brake light pressure switch.....	37

Mechanical brake system..... 39

Brake pedal- mechanical brakes.....	40
Axle assembly- mechanical brakes.....	41
Drum assembly- mechanical brakes.....	42
Floater assembly- mechanical brakes.....	43
Linkage- mechanical brakes.....	44

Frame, bumper system, pads ... 45

Bumper - double seat go-karts.....	46
Bumper - single seat go-karts.....	47
Frame/rollbar - double.....	48
Frame/rollbar - single.....	49
Pads - double.....	50
Pads - single.....	51
Seatbelts.....	52

Fuel system components 53

Throttle pedal.....	54
Throttle to GX160/270 connection.....	55
Throttle cables.....	56
Engines & mounts.....	57
Fuel tank - 2.2 gallon.....	58
Fuel tank - 3.3 gallon.....	59
Fuel tank - 3.5 gallon.....	60
Fuel tank - 4.75 gallon.....	61
Fuel lines, filters & fittings.....	62
CARB & evaporative control components.....	63

Go-kart bodies/mounts/panels.. 65

Eagle body/mounts/panels.....	66
Eagle electric body/mounts/panels.....	68
F-22 body/mounts/panels.....	70
Scorpion & Can-Am body/mounts.....	72
King Scorpion & Sidekick body/ mounts/panels.....	74
Sidewinder (single) body mounts/panels.....	76
Sidewinder (double) body/mounts.....	78
Color selection guide - bodied go-karts.....	80

Electric start components 83

Electric start - wiring (CDI).....	84
Switch box - electric start.....	85
Notes.....	86

Electric go-kart components.... 87

Motor/mount - electric go-kart.....	88
D&D electric motor (internals).....	89
Batteries/cables - single go-kart.....	90
Batteries/cables - double go-kart.....	91
Battery hold down.....	92
Electronics - single go-kart.....	94
Panel - single go-kart (electric).....	95
Controller.....	96
Interconnect board.....	97
Throttle controller.....	98
Relay / fuse(s).....	99
Switch box -fwd-rev/on-off.....	100
Switch box mounting bracket/charge light.....	101
Cables - power flow.....	102
Floor charging system (in floor).....	104
Floor charging system (on go-kart).....	105
Battery chargers.....	106
Brake lights - electric go-kart.....	107
Battery voltage tester - electric go-karts.....	108

Decals 109

Decals - warning & safety.....	110
Decals - 7" numbers.....	112
Decals - wing & hood/side.....	113
Notes.....	114

Proper service and repair procedures are vital to safe, reliable operation of go-karts and bumper boats, as well as for the personal safety of those performing repairs. Refer to your Service Manual for servicing and repairing information. Always use safe and effective methods. The Service Manual contains many NOTES, CAUTIONS and WARNINGS which should be followed along with standard safety procedures to eliminate the possibility of personal injury or improper service, which could be damaging to your equipment or compromise its safety.

It is important to note that repair procedures, techniques, tools and parts for servicing go-karts and bumper boats as well as the skill and experience of the individual performing work vary widely. It is not possible to anticipate all conceivable ways or conditions under which go-karts and bumper boats may be serviced or to provide cautions to all possible hazards that may result. Standard precautions should be used when handling toxic or flammable fluids, and safety goggles or other protection should be used during cutting, grinding, chiseling, prying or any other process that can cause material removal or projectiles. J&J recommends the use of safety goggles or approved glasses during all servicing.

All information contained in this Parts Guide is based on the latest product information and prices available at time of printing. We reserve the right to make changes at any time without notice. No part of this publication may be reproduced, stored in a retrieval system or transmitted, in any form, by any means (electronic, mechanical, photocopying, recording, or otherwise) without the prior written permission of J&J Amusements, Inc. A Corporation of Oregon and FunParts Xpress. This includes text, figures and tables.

Before servicing

To eliminate unnecessary work, careful reading of the applicable section is recommended before starting to service a go-kart. Photographs, diagrams, notes, cautions, warnings, and detailed descriptions have been included wherever necessary. Nevertheless, even a detailed account has limitations; a certain amount of basic knowledge is also required for successful work.

Especially note the following:

Dirt

Before removal and disassembly, clean the go-kart. Any dirt entering the engine or other parts will work as an abrasive and shorten the life of those parts. For the same reason, before installing a new part, clean off any dust or metal filings.

Tightening Sequence

Generally, when installing a part with several bolts, nuts or screws, start them all in their holes and tighten them to a snug fit. Then tighten them evenly in a cross pattern. This is to avoid distorting the part and/or causing gas or oil leakage. Conversely, when loosening the bolts, nuts or screws, first loosen all of them by about a quarter of a turn and then remove them. Where there is a tightening sequence indication in this Service Manual, the bolts, nuts or screws must be tightened in the order and method indicated.

Torque

When torque values are given in this Service Manual, use them. Either too little or too much torque may lead to serious damage. Use a good quality, reliable torque wrench.

Force

Common sense should dictate how much force is necessary in assembly and disassembly. If a part seems especially difficult to remove or install, stop and examine what may be causing the problem. Whenever tapping is necessary, tap lightly using a wooden or plastic-faced mallet. Use an impact driver for screws (particularly for the removal of screws held by a locking agent) in order to avoid damaging the screw heads. It also may be necessary to apply heat to some parts held with locking compound.

Edges

Watch for sharp edges, especially during major engine disassembly and assembly. Protect your hands with gloves or a piece of thick cloth when lifting the engine or turning it over.

High-Flash Point Solvent

A high-flash point solvent is recommended to reduce fire danger. A commercial solvent commonly available in North America is Stoddard solvent (generic name). Always follow manufacturer and container directions regarding the use of any solvent.

Gasket, O-Ring

Do not reuse a gasket or O-ring once it has been in service. The mating surfaces around the gasket should be free of foreign matter and perfectly smooth to avoid oil or compression leaks.

Liquid Gasket, Non-Permanent Locking Agent

Follow manufacturer's directions for cleaning and preparing surfaces where these compounds will be used. Apply sparingly. Excessive amounts may block engine oil passages and cause serious damage. An example of a non-permanent locking agent commonly available in North America is Loctite® Lock'n Seal (Blue).

Press

A part installed using a press or driver, such as a wheel bearing, should first be coated with oil on its outer or inner circumference so that it will go into place smoothly.

Oil Seal and Grease Seal

Replace any oil or grease seals that were removed with new ones since removal generally damages seals. When pressing in a seal which has manufacturer's marks, press it in with the marks facing out. Seals should be pressed into place using a suitable driver, which contacts evenly with the side of the seal, until the face of the seal is even with the end of the hole. Always use assembly oil or grease on lip (sealing edge) of any seal prior to assembly.

Circlip, Retaining Ring

Replace any circlips and retaining rings that were removed with new ones, as removal weakens and deforms them. When installing circlips and retaining rings, take care to compress or expand them only enough to install them and no more.

Cotter Pin

Replace any cotter pins that were removed with new ones since removal deforms and breaks them.

Lubrication

Engine wear is generally at its maximum while the engine is warming up and before all rubbing surfaces have an adequate lubricative film. During assembly, oil or grease (whichever is more suitable) should be applied to any rubbing surface which has lost its lubricating film. Old grease and dirty oil should be cleaned off. Deteriorated grease has lost its lubricating quality and may contain abrasive foreign particles.

Do not use just any oil or grease. Some oils and greases in particular should be used only in certain applications and may be harmful if used in an application for which they are not intended. This manual makes reference to molybdenum disulfide grease (MoS₂) in the assembly of certain engine and chassis parts. Always check manufacturer recommendations before using such special lubricants.

Replacement Parts

When there is a replacement instruction, replace these parts with new ones every time they are removed. These replacement parts will be damaged or lose their original function once removed.

Inspection

When parts have been disassembled, visually inspect these parts for following the conditions or other damage. If there is any doubt as to the condition of them, replace them with new ones.

Abrasion	Cracks	Hardening	Warping
Bending	Dents	Scratches	Wear
Color change	Deterioration	Seizure	




Specifications

Specification terms are defined as follows:

“Standards”: Shows dimensions or performances which brand-new parts or systems have.

“Service limits”: Indicates the useable limits. If measurement shows excessive wear or deteriorated performance, replace the damaged parts with new.

Factory Service Manuals available.



Fpx#	Description	Price
61Z5F00E3	Manual, Shop 61Z5F00E3 (GX270/340-240/390K1)UT2	\$50.00
61Z4H00E1	Manual, Shop 61Z4H00E1 (GX120/160/200 UT2-RT2)	\$49.00
Serv-Kart-2013	Manual, Service J&J Go-Kart 2013 (Free Download)	\$0.00

General order and shipment policy

J&J Amusements, Inc. appreciates our customers. We will do our best to provide quality parts and service. Your business is important to us, so we want you to fully understand our policy guidelines. Remember they are only guidelines: questions, suggestions and even complaints are always welcome.

New accounts: New accounts are welcome! Open account terms are available to customers upon credit approval. Contact us for a credit application. Please be sure to furnish accurate, complete, year-round mailing and shipping addresses and phone numbers. Credit approval takes approximately 2 weeks.

Open account terms: Customers with approved credit applications are allowed net prices as long as payment is received within 30 days of invoice date. A late fee of 1.5% Per month will be assessed to the balance on any past due invoice. In addition, if your account is 60 days past due can be placed on credit hold until past due balance is resolved.

Credit cards: For your convenience we accept Mastercard, Discover, and American Express. We never charge your credit card until we ship your order.

Bank wire: Please contact us for bank wiring instructions. E-mail: accounting@jjamusements.Com

Ordering: It is important to order all parts by their correct part number. This will speed your order and help eliminate errors. You may phone, fax or e-mail your orders.

Phone orders: U.S. & Canada 1-800-854-3140 | International orders 1-503-304-8899.

Fax orders: U.S. & Canada 1-800-366-7505 | International orders call 1-503-304-1899.

To ensure accuracy, the fax form in the back of this book must be filled out completely with customer number, bill to, ship to, phone number and shipping (ground, 2nd day, overnight, overnight saturday, or truck line). Every line item must have the part number, quantity and description clearly printed.

E-mail orders: Use our online e-mail parts order form, e-mail directly to j&j: parts@funpartsxpress.Com

Hours: Business hours are 8:00am to 4:30pm pacific time, monday through friday. Fax and e-mail orders can be received 24 hours a day.

Prices: J&J Amusements, Inc. Makes every effort to offer competitive prices and to maintain pricing for the life of the annual catalog. In some cases, price adjustments must be made and J&J Amusements, Inc. Reserves the right to change pricing without notice.

Back orders: Back orders are shipped automatically with the same terms as the original order. Back orders will be shipped asap unless you elect to batch all back orders for periodic shipment or cancel all back orders. You must notify J&J Amusements, Inc. In writing if you wish to utilize either of the above options.

Shipping: We will endeavor to ship all orders the same day and do our best to follow your special shipping instructions. We normally ship orders under 150 lbs. By ups. Larger orders will be shipped by freight lines.

COD shipment: Large orders shipped COD will be divided into two or more cartons. The total COD amount will be pro-rated by the value of each carton's contents. COD orders of \$1,000 or more are shipped cashiers check only. COD charge per box is \$12.00.

Refused COD shipments: Our full restocking fee, plus freight both ways, will be charged to your next order if you refuse a cod shipment.

Bad checks: Any account having a returned check (for any reason) will be placed on cod cash only. To avoid legal action, the check must be redeemed by a certified check or bank money order and all returned checks will be charged a \$25.00 Fee. If legal action is necessary, the customer will be responsible for all charges incurred in collection.

Urgent part orders: UPO's should be submitted only when fastest service is required to provide individual customer satisfaction. Upo's are given highest priority handling by J&J Amusements, Inc. This order method should not be used for stocking purposes. All extra shipping and handling charges incurred will be charged to customer.

Shortages: Must be reported at the time the package is opened - no exceptions. All orders are checked for accuracy after picking and are weighed to 1/10th of an ounce to give us three ways of checking.

Hidden damage: Must be reported at the time the package is opened - no exceptions. All boxes and packing must be saved to receive credit for damages. We will pay shipping charges.

Freight damage: If packages delivered by freight carrier arrive in broken or mutilated boxes, or if shipments are incomplete, be sure the driver notes this on your bill of lading. Claims against freight carriers are made by the recipient, not J&J Amusements, Inc..

Returned goods policy: A return merchandise authorization (RMA#) is required for all returns. No exceptions. The RMA# must be displayed on exterior of return shipping carton. Only items authorized (listed) on RMA# may be returned. Obsolete and discontinued merchandise cannot be returned (current merchandise is that which appears in current annual catalog/price book). A 15% restocking fee will be charged on all returns, except for errors made by J&J Amusements, Inc. Freight will be paid by customer except for shipping errors caused by J&J Amusements, Inc. Returned merchandise must be in good resale condition, in original J&J Amusements, Inc. Package (where applicable) and cannot be altered with customer labels, stickers, numbers etc.. Returned goods which do not have an RMA# will be refused.

Warranty return policy: All warranty item returns must be authorized by the warranty department and have an assigned RMA# before any adjustment or credit will be given. The RMA# must appear next to the shipping label on all returned items for proper credit to be issued. All credits issued will be applied to future purchases

Taxes: Prices in this book do not include your state, local, or other applicable sales taxes or any other taxes that may be required. The purchaser is responsible for all tax associated with purchasing goods and must take all steps required to pay directly all taxes due.

Double check all part numbers and descriptions before placing order.

Please call or e-mail us at parts@funpartsexpress.com, toll free at 1-800-854-3140 or 1-503-304-8899 For assistance.

To Place An Order:

J&J & FPX makes it easy to place your order anytime. Send us a fax or e-mail, or give us a call. All orders receive immediate attention and ship straight to your facility.

If you fax your order, it's very important to order all parts by their correct part number. This will speed your order and help eliminate errors. You may phone your order using our toll free number (1-800-854-3140) or fax your order to 1-800-366-7505. For customers outside the US, call 503-304-8899 or fax 503-304-1899. For e-mail, our address is parts@funpartsxpress.com

****Note on fax orders:** Fax forms in the back of this book must be filled out completely with customer number, bill to, ship to, phone number and shipping (ground, 2nd day, overnight, overnight Saturday). Every line item must have the part number, quantity and description.

Office Hours

Our offices are open to receive phone orders

Pacific.....	8:00am to 4:30pm
Mountain.....	9:00am to 5:30pm
Central.....	10:00am to 6:30pm
Eastern.....	11:00am to 7:30pm
Greenwich.....	4:00pm to 12:30am
Geneva.....	5:00pm to 1:30am
Buenos Aires.....	1:00pm to 9:30pm
Tokyo.....	1:00am to 9:30am
Sydney.....	2:00am to 10:30am

Return Policy

Absolutely no returns permitted after 30 days.
RMA number required for all returns; all items received without RMA number displayed on outside of package will be refused.
No returns without prior authorization.

Ordering Procedures:

Follow these simple guidelines, whether you call, fax or e-mail.

When you call, please have:

1. Your customer number
2. Item number and description
3. Current parts manual for quick reference

When you fax:

1. List customer number, phone number, and proper bill to and shipping address.
2. List quantity, item number and description clearly
3. Note shipping method desired

When you e-mail:

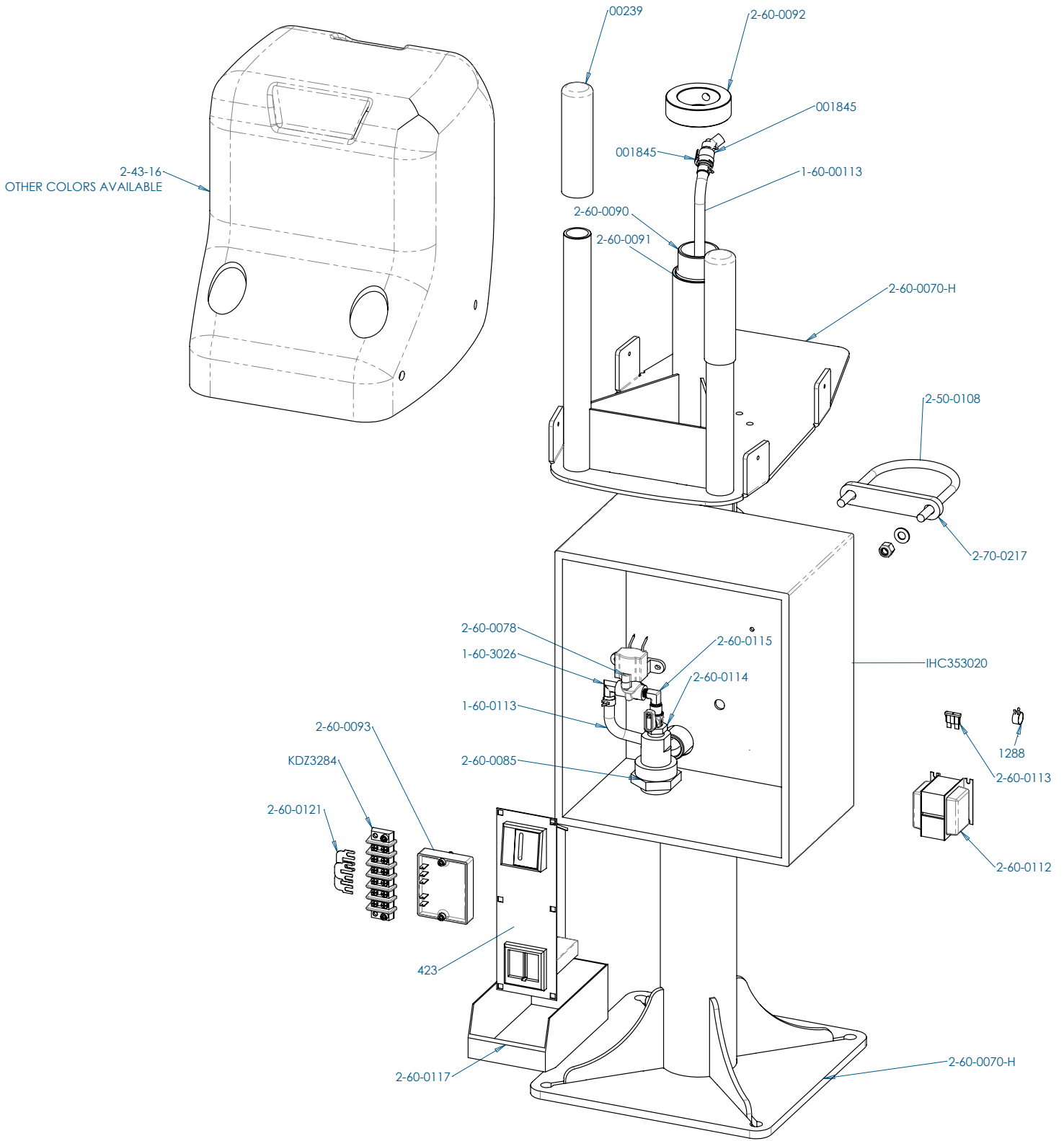
1. List customer number and proper bill to and ship to address.
2. List quantity, item number and descriptions clearly
3. Note shipping method desired
4. List return e-mail address and phone number

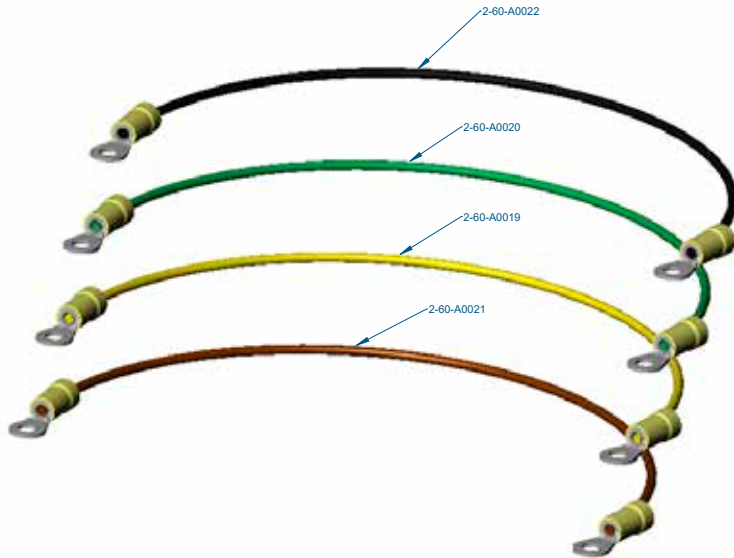
Orders will ship UPS Regular if not stated otherwise.

Pondside Squirter Components

Steering components - double.....	12	Tapered spindle & hub.....	17
Steering components - single	14	Tires/wheels	18
Straight spindle & hub	16		


PONDSIDE SQUIRTER





PART #	Description	Price
001845	Coupler, Quick Release (Female)(Fits 1/4" Hose) -Boats	\$4.00
00239	Grip, Electric Bumper Boat (Black)	\$9.50
1-60-0113	Hose, 1/4" ID 1/2" OD Vinyl	\$0.04
1-60-3026	Fitting, 90deg. 1/4" NPT 5/16" Barb (Brass)	\$17.50
2-50-0108	Bolt, U-Bolt 3/8"-16 Thread 3-5/8" ID	\$0.00
2-60-0070-H	Squirter, Stationary Base Only (No/Coinbox) Production Only	\$306.00
2-60-0078	Valve, Pond Side Squirt Direct-Act Mini Solenoid Valve 1/8"	\$115.00
2-60-0085	Fitting, Pond Side Squirter Bulkhead	\$55.00
2-60-0090	Squirter, Stationary Bushing	\$10.50
2-60-0091	Squirter, Stationary Thrust Washer	\$6.12
2-60-0092	Squirter, Stationary Shaft Collar	\$15.30
2-60-0093	Timer, Pond Side TL	\$140.25
2-60-0112	Transformer, 120V to 24VDC Pond Side Squirter	\$50.00
2-60-0113	Squirter, Pondsides Fuse 1 Amp ATC	\$1.07
2-60-0114	Fitting, Bushing 1/2"npt-1/8"npt female	\$5.99
2-60-0115	Squirter, Pondsides Fitting 90deg 1/8"npt male x 1/8"npt male	\$4.50
2-60-0116	Squirter, Pondsides Rubber Grommet 1/12" hole x 1/6" thick	\$1.41
2-60-0117	Squirter, Pondsides Coin holder	\$5.00
2-60-0121	Terminal, Gang Block Jumper	\$0.99
2-70-0217	Brace, Pondsides Squirter Clamp	\$0.00
423	Token Mech, 1.125	\$72.00
LHC353020	Box, Pondsides Squirter(W/O internals)302 Stainless Steel Gre	\$425.00
KDZ3284	Terminal Block, 6 gang	\$6.01
1288	Clamp, Fuel Line Spring (3/16")	\$0.22
2-60-A0022	Squirter, Pondsides Wire Assy. 10" (Black)	\$1.99
2-60-A0020	Squirter, Pondsides Wire Assy. 12" (Green)	\$1.99
2-60-A0021	Squirter, Pondsides Wire Assy. 22" (Brown)	\$1.99
2-60-A0019	Squirter, Pondsides Wire Assy. 22" (Yellow)	\$1.99
2-60-A0018	Squirter, Pondsides Wire Assy. 6" (Black)	\$1.99
1-50-0221	Pondsides, Security Latch	\$16.50
2-60-A0023	Pondsides Squirter, Timing Box Assy Complete W/O Stand	\$799.95
2-60-0070-B	Box Assy, Squirter Stationary Box W/Internals (Electronics,V	\$795.00

Fax Order Form



Fax Anytime - Day or Night

Toll Free (USA) 1-800-366-7505

International 1-503-304-1899

Photocopy this order form. If you wish to confirm receipt call or e-mail:
Phone: 1-503-304-8899 or 1-800-854-3140 E-mail: parts@jjamusements.com

For the latest information visit www.funpartsxpress.com and www.jjamusements.com

Date: 10-16-14 Time: 9:18 **(AM)** PM Customer # MY CUSTOMER # (Required for all orders)

E-mail: john @ johnsfuncenter.com

Bill to: Family Fun USA
123 Fun Street
Funtown, USA, 55513

Ship to: Family Fun USA
123 Fun Street
Funtown, USA, 55513

Phone# (123) 123-1234 Ext: _____

Fax # (123) 123-1234

PO# or Contact Name: John Q. Sample

Visa M/C _____ Discover _____ AMEX _____ Verification Code 123

Card Number: 1 2 3 4 5 6 7 8 9 1 2 3 4 5 6 7 Expires: 11-23-16

Name on card: John Q. Sample Signature: Sign here
(Print name exactly as it appears on the credit card.)

	Ship via UPS (please <input checked="" type="checkbox"/> one)	<input type="checkbox"/> UPS Ground (3-7 days) <input type="checkbox"/> UPS Orange (3 days) <input checked="" type="checkbox"/> UPS Blue (2 days)	<input type="checkbox"/> UPS Red (1 days) <input type="checkbox"/> UPS Red Saturday (Select areas only) <input type="checkbox"/> International
--	--	---	--

Part#	Qty	Description	Price
<u>30234880</u>	<u>1</u>	<u>Piston Ring A Set (JD240)AM</u>	<u>\$14.94</u>
<u>16724500</u>	<u>1</u>	<u>Spark Plug (W16EPR-U) 98079-55855</u>	<u>\$3.68</u>
3		Please be sure to fill in all the required information on this form in a clear manner. (Please print neatly). Make sure all credit card information is accurate. Make sure you select the type of shipping. The default is UPS Ground. You are responsible for all content and accuracy. Please note: Your order may not be processed if you have left out any required information.	
4			
5			
6			
7			
8			
9			

Special instructions: Please call John if you cant send the order in full, thanks!

Fax Order Form



Fax Anytime - Day or Night

Toll Free (USA) 1-800-366-7505

International 1-503-304-1899

Photocopy this order form. If you wish to confirm receipt call or e-mail:
Phone: 1-503-304-8899 or 1-800-854-3140 E-mail: parts@jjamusements.com

For the latest information visit www.funpartsxpress.com and www.jjamusements.com

Page 2

Company Name: _____ Customer # _____

	Part#	Qty	Description	Price
10				
11				
12				
13				
14				
15				
16				
17				
18				
19				
20				
21				
22				
23				
24				
25				
26				
27				
28				
29				

Double check all part numbers and descriptions before placing order.


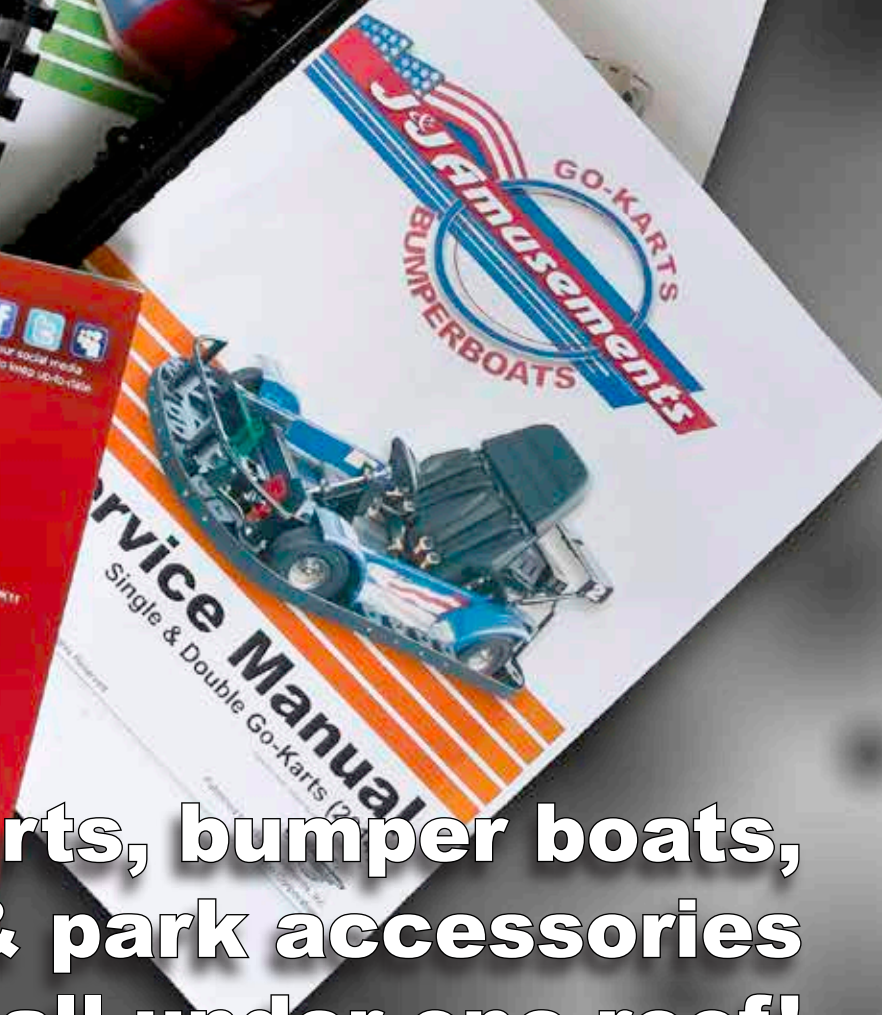
All prices are subject to change without prior notice.

Parts guides are available on the internet. Get the latest news & updates:

www.funpartsxpress.com or www.jjamusements.com

Thank you for your order, your business is appreciated!

**J&J Amusements and Fun Parts
Xpress have an extensive
library of publications to keep
your maintenance
department
running and your
GM happy!**



**Go-karts, bumper boats,
parts & park accessories
all under one roof!**